

# Sahalee Way Improvement Project



**Tell us what you think!** We welcome your input on the Sahalee Way Improvement Project. Please respond to the questions in the space provided and then leave in the comment box at the open house or mail to the address listed on the other side of this form.

Rank the following project goals in order of importance (1 – Most Important)

- 1 Congestion Relief
- Pedestrian and Bicycle Safety
- Aesthetics
- Minimize Cost
- 2 Other Reasonable cost -  
don't do half-way.

Would you describe yourself as primarily:

- A property owner in the project area
- A commuter who uses Sahalee Way
- An interested citizen
- A cyclist
- A pedestrian

### Pedestrians Use:

I walk along Sahalee Way:

- Never
- Seldom
- Weekly
- Very frequently (Daily)

Most often, I walk between these two streets/neighborhoods:

I most often cross Sahalee Way at:

NE 36<sup>th</sup> to bus stop / water dept

I would like to see sidewalks on:

- One side of the street
- Both sides of the street

### Traffic Congestion:

Where do you most experience congestion or delays currently? (Check all that apply)

- In the morning commute
- In the evening commute
- At the intersection of NE 25<sup>th</sup> Way
- At the intersection of NE 28<sup>th</sup> Way
- At the intersection of NE 37<sup>th</sup> Way
- At SR 202 (Redmond-FallCity Rd)
- Other NE 36<sup>th</sup> - trying to  
turn left out of Sahalee

**RECEIVED**

JUN 29 2015

**CITY OF SAMMAMISH**

~~Environmental Analysis - Do you have comments and/or questions?~~

① annex ppty from Samson N. boundary to 202 (take KC out of picture).

Do you have any additional comments or questions? (Attach additional pages, as needed.)

② consider "fly-over" from N bound Sahalee Way to W. bound 202 - so those cars don't stop.

③ Do 5 lanes - if spending the \$, make it worthwhile. There are enough left turn lanes.

# Sahalee Way Improvement Project

How did you hear about this open house?

- E-mail
- City of Sammamish newsletter
- City Website
- Flier
- From a friend or neighbor
- Other (please fill in) \_\_\_\_\_

If you would like to join the mailing list for this project, please fill in the following information:

Name: \_\_\_\_\_

Address: \_\_\_\_\_

City: Sammamish State: WA Zip: 98074

E-mail: \_\_\_\_\_

You may also e-mail comments to Jed Ireland, Project Manager, at [jireland@sammamish.us](mailto:jireland@sammamish.us)  
View up-to-date project information at [www.sammamish.us/projects/SahaleeWayWidening.aspx](http://www.sammamish.us/projects/SahaleeWayWidening.aspx)



SEATTLE WA 98108

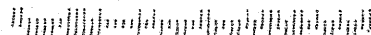
25 JUN 2015 PM 7 L



Jed Ireland, Project Manager  
City of Sammamish  
801 - 228<sup>th</sup> Avenue SE  
Sammamish, WA 98075

Please fold form and seal with tape here.

55075550901



# Sahalee Way Improvement Project



**Tell us what you think!** We welcome your input on the Sahalee Way Improvement Project. Please respond to the questions in the space provided and then leave in the comment box at the open house or mail to the address listed on the other side of this form.

Rank the following project goals in order of importance (1 – Most Important)

- 1 Congestion Relief
- 2 Pedestrian and Bicycle Safety
- 3 Aesthetics
- 4 Minimize Cost
- Other \_\_\_\_\_

Would you describe yourself as primarily:

- A property owner in the project area
- A commuter who uses Sahalee Way
- An interested citizen
- A cyclist
- A pedestrian

### Pedestrians Use:

I walk along Sahalee Way:

- Never
- Seldom
- Weekly
- Very frequently (Daily)

Most often, I walk between these two streets/neighborhoods:

\_\_\_\_\_

### Traffic Congestion:

Where do you most experience congestion or delays currently? (Check all that apply)

- In the morning commute
- In the evening commute
- At the intersection of NE 25<sup>th</sup> Way
- At the intersection of NE 28<sup>th</sup> Way
- At the intersection of NE 37<sup>th</sup> Way
- At SR 202 (Redmond-FallCity Rd)
- Other \_\_\_\_\_

I most often cross Sahalee Way at:

\_\_\_\_\_

**RECEIVED**

JUL 13 2015

**CITY OF SAMMAMISH**

I would like to see sidewalks on:

- One side of the street
- Both sides of the street

Environmental Analysis - Do you have comments and/or questions?

\_\_\_\_\_

\_\_\_\_\_

Do you have any additional comments or questions? (Attach additional pages, as needed.)

IF YOU PUT IN A SIDEWALK, CONSIDER ASPHALT OR OTHER NON-CONCRETE SURFACE FOR JOGGERS/RUNNERS

# Sahalee Way Improvement Project

How did you hear about this open house?

- |  |   |
|--|---|
| <input type="checkbox"/> E-mail                                  | <input type="checkbox"/> Flier                        |
| <input checked="" type="checkbox"/> City of Sammamish newsletter | <input type="checkbox"/> From a friend or neighbor    |
| <input type="checkbox"/> City Website                            | <input type="checkbox"/> Other (please fill in) _____ |

If you would like to join the mailing list for this project, please fill in the following information:

Name: \_\_\_\_\_

Address: \_\_\_\_\_

City: Sammamish State: WA Zip: 98074

E-mail: \_\_\_\_\_

You may also e-mail comments to Jed Ireland, Project Manager, at [jireland@sammamish.us](mailto:jireland@sammamish.us)  
View up-to-date project information at [www.sammamish.us/projects/SahaleeWayWidening.aspx](http://www.sammamish.us/projects/SahaleeWayWidening.aspx)



SEATTLE WA 980


11 JUL 2015 PM 3 L



Jed Ireland, Project Manager  
City of Sammamish  
801 – 228<sup>th</sup> Avenue SE  
Sammamish, WA 98075

Please fold form and seal with tape here.

# Sahalee Way Improvement Project



**Tell us what you think!** We welcome your input on the Sahalee Way Improvement Project. Please respond to the questions in the space provided and then leave in the comment box at the open house or mail to the address listed on the other side of this form.

Rank the following project goals in order of importance (1 – Most Important)

- 3 Congestion Relief
- 4 Pedestrian and Bicycle Safety
- 5 Aesthetics
- 2 Minimize Cost
- 1 Other Lack of property impact/loss

Would you describe yourself as primarily:

- A property owner in the project area
- A commuter who uses Sahalee Way
- An interested citizen
- A cyclist
- A pedestrian

### Pedestrians Use:

I walk along Sahalee Way:

- Never
- Seldom
- Weekly
- Very frequently (Daily)

Most often, I walk between these two streets/neighborhoods:

25th + Inglewood (225th)

Rarely ever walk Sahalee - no reason to

I most often cross Sahalee Way at:

25th

### Traffic Congestion:

Where do you most experience congestion or delays currently? (Check all that apply)

- In the morning commute
- In the evening commute
- At the intersection of NE 25th Way
- At the intersection of NE 28th Way
- At the intersection of NE 37th Way
- At SR 202 (Redmond-FallCity Rd)
- Other \_\_\_\_\_

**RECEIVED**

JUL - 8 2015

**CITY OF SAMMAMISH**

I would like to see sidewalks on:

- One side of the street
- Both sides of the street

Environmental Analysis - Do you have comments and/or questions?

- 1) Important to keep the trees + vegetation - too much development + clearing
- 2) Water runoff into properties needs consideration

Do you have any additional comments or questions? (Attach additional pages, as needed.)

- 5 lanes is NOT needed and should not be considered.
- Should any land be required to be purchased, the process shall be fair and well communicated. HOAS should NOT influence this process.

# Sahalee Way Improvement Project

How did you hear about this open house?

- E-mail
- City of Sammamish newsletter
- City Website
- Flier
- From a friend or neighbor
- Other (please fill in) \_\_\_\_\_

If you would like to join the mailing list for this project, please fill in the following information:

Name: \_\_\_\_\_

Address: \_\_\_\_\_

City: Sammamish State: WA Zip: 98074


E-mail: \_\_\_\_\_

You may also e-mail comments to Jed Ireland, Project Manager, at [jireland@sammamish.us](mailto:jireland@sammamish.us)  
View up-to-date project information at [www.sammamish.us/projects/SahaleeWayWidening.aspx](http://www.sammamish.us/projects/SahaleeWayWidening.aspx)



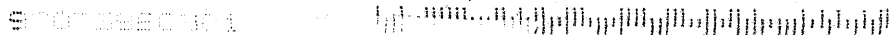
SEATTLE WA 981

06 JUL 2015 PM 5 L



Jed Ireland, Project Manager  
City of Sammamish  
801 - 228<sup>th</sup> Avenue SE  
Sammamish, WA 98075

Please fold form and seal with tape here.



# Sahalee Way Improvement Project



**Tell us what you think!** We welcome your input on the Sahalee Way Improvement Project. Please respond to the questions in the space provided and then leave in the comment box at the open house or mail to the address listed on the other side of this form.

Rank the following project goals in order of importance (1 – Most Important)

- 3 Congestion Relief
- 1 Pedestrian and Bicycle Safety
- 2 Aesthetics
- 4 Minimize Cost
- Other \_\_\_\_\_

Would you describe yourself as primarily:

- A property owner in the project area
- A commuter who uses Sahalee Way
- An interested citizen
- A cyclist
- A pedestrian

**Pedestrians Use:**

I walk along Sahalee Way:

- Never
- Seldom
- Weekly
- Very frequently (Daily)

Most often, I walk between these two streets/neighborhoods:

\_\_\_\_\_

I most often cross Sahalee Way at:

\_\_\_\_\_

I would like to see sidewalks on:

- One side of the street
- Both sides of the street

**Traffic Congestion:**

Where do you most experience congestion or delays currently? (Check all that apply)

- In the morning commute
- In the evening commute
- At the intersection of NE 25<sup>th</sup> Way
- At the intersection of NE 28<sup>th</sup> Way
- At the intersection of NE 37<sup>th</sup> Way
- At SR 202 (Redmond-FallCity Rd)
- Other \_\_\_\_\_

RECEIVED

JUL 02 2015

City of Sammamish  
Public Works Department

Environmental Analysis - Do you have comments and/or questions?

5 LANES IS NOT NECESSARY, SR 202 IS THE BOTTLE-NECK. PROJECT SHOULD EXTEND TO NE 8TH + 202 (w/ King County).

Do you have any additional comments or questions? (Attach additional pages, as needed.)

Would rather see money go into burying power lines, extend project from 202 to NE 8th. Achieve savings from doing only 3 lanes & possibly combo bike/walking path on one side. Also for Aesthetics a uniform fence/walk across entire project length. Similar to what Sahalee + Crest have done.

Sahalee Way Improvement Project  
Open House

Project as it stands now will do little for traffic flow IMO. 202 is the problem. June 24, 2015

# Sahalee Way Improvement Project

How did you hear about this open house?

- |   |   |
|---|---|
| <input type="checkbox"/> E-mail                       | <input type="checkbox"/> Flier                        |
| <input type="checkbox"/> City of Sammamish newsletter | <input type="checkbox"/> From a friend or neighbor    |
| <input checked="" type="checkbox"/> City Website      | <input type="checkbox"/> Other (please fill in) _____ |

If you would like to join the mailing list for this project, please fill in the following information:

Name: \_\_\_\_\_

Address: \_\_\_\_\_


City: SAMMAMISH State: WA Zip: 98074

E-mail: \_\_\_\_\_

You may also e-mail comments to Jed Ireland, Project Manager, at [jireland@sammamish.us](mailto:jireland@sammamish.us)  
View up-to-date project information at [www.sammamish.us/projects/SahaleeWayWidening.aspx](http://www.sammamish.us/projects/SahaleeWayWidening.aspx)

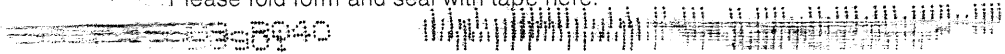


SEATTLE WA 980  
30 JUN 2015 PM 2:1



Jed Ireland, Project Manager  
City of Sammamish  
801 – 228<sup>th</sup> Avenue SE  
Sammamish, WA 98075

Please fold form and seal with tape here.





# Sahalee Way Improvement Project



**Tell us what you think!** We welcome your input on the Sahalee Way Improvement Project. Please respond to the questions in the space provided and then leave in the comment box at the open house or mail to the address listed on the other side of this form.

Rank the following project goals in order of importance (1 – Most Important)

- 5 Congestion Relief
- 2 Pedestrian and Bicycle Safety
- 4 Aesthetics
- 3 Minimize Cost
- 1 Other Noise Control

Would you describe yourself as primarily:

**A property owner in the project area**

A commuter who uses Sahalee Way

An interested citizen

A cyclist

A pedestrian

### Pedestrians Use:

I walk along Sahalee Way:

Never

**Seldom**

Weekly

Very frequently (Daily)

Most often, I walk between these two streets/neighborhoods:

I most often cross Sahalee Way at:

I would like to see sidewalks on:

**One side of the street**

Both sides of the street

Environmental Analysis - Do you have comments and/or questions?

**I would like to ensure that as few trees and greenery be cut down, as possible.**

Do you have any additional comments or questions? (Attach additional pages, as needed.)

**I am very worried about road noise increasing for homeowners who live along Sahalee.**

**It is already terribly loud in our house and widening Sahalee will likely make it louder and decrease our property value. I hope this is being taken into consideration.**

### Traffic Congestion:

Where do you most experience congestion or delays currently? (Check all that apply)

In the morning commute

**In the evening commute**

**At the intersection of NE 25<sup>th</sup> Way**

At the intersection of NE 28<sup>th</sup> Way

At the intersection of NE 37<sup>th</sup> Way

At SR 202 (Redmond-FallCity Rd)

Other

RECEIVED

JUL 13 2015

CITY OF SAMMAMISH

# Sahalee Way Improvement Project

How did you hear about this open house?

- |   |   |
|---|---|
| <input type="checkbox"/> E-mail                       | <input type="checkbox"/> Flier                                |
| <input type="checkbox"/> City of Sammamish newsletter | <input checked="" type="checkbox"/> From a friend or neighbor |
| <input type="checkbox"/> City Website                 | <input type="checkbox"/> Other (please fill in) _____         |

If you would like to join the mailing list for this project, please fill in the following information:

Name: \_\_\_\_\_

Address: \_\_\_\_\_

City: **Sammamish** State: **WA** Zip: **98704**


E-mail: \_\_\_\_\_

You may also e-mail comments to Jed Ireland, Project Manager, at [jjireland@sammamish.us](mailto:jjireland@sammamish.us)  
View up-to-date project information at [www.sammamish.us/projects/SahaleeWayWidening.aspx](http://www.sammamish.us/projects/SahaleeWayWidening.aspx)



SEATTLE WA 980

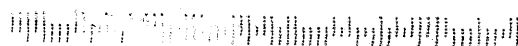
09 JUL 2015 PM 4 L



Jed Ireland, Project Manager  
City of Sammamish  
801 – 228<sup>th</sup> Avenue SE  
Sammamish, WA 98075

Please fold form and seal with tape here.

980759950901



# Sahalee Way Improvement Project



**Tell us what you think!** We welcome your input on the Sahalee Way Improvement Project. Please respond to the questions in the space provided and then leave in the comment box at the open house or mail to the address listed on the other side of this form.

Rank the following project goals in order of importance (1 – Most Important)

- 1 Congestion Relief
- 2 Pedestrian and Bicycle Safety
- 4 Aesthetics
- 3 Minimize Cost
- X Other Plan for future traffic needs now!

Would you describe yourself as primarily:

- A property owner in the project area 217th Pl. NE
- A commuter who uses Sahalee Way Whole family
- An interested citizen
- A cyclist Husband
- A pedestrian me

**Pedestrians Use:**

I walk along Sahalee Way:

- Never
- Seldom
- Weekly
- Very frequently (Daily)

RECEIVED

JUL 13 2015

CITY OF SAMMAMISH

**Traffic Congestion:**

Where do you most experience congestion or delays currently? (Check all that apply)

- In the morning commute
- In the evening commute
- At the intersection of NE 25th Way
- At the intersection of NE 28th Way
- At the intersection of NE 37th Way
- At SR 202 (Redmond-Fall City Rd)
- Other \_\_\_\_\_

Most often, I walk between these two streets/neighborhoods:

NE 25th Way & 217th Pl. NE → 37th Way

I most often cross Sahalee Way at:

217th Pl. NE, @ SA Sahalee gate area

Timberline Area & Heritage Hill / The County areas. Walk along 228th & Sahalee to access them on foot or on bike.

I would like to see sidewalks on:

- One side of the street
- Both sides of the street

Environmental Analysis - Do you have comments and/or questions?

Ensure work you do does not cause slides or run off into Evans Creek Watershed Area

Do you have any additional comments or questions? (Attach additional pages, as needed.)

I would like as many lanes as possible, & continue the 4 lanes from Redway area thru to Grey Iron area so you don't bottleneck before 202. & at least on side walk all the way please! But both sides would be nice.

# Sahalee Way Improvement Project

How did you hear about this open house?

- E-mail
- City of Sammamish newsletter
- City Website
- Flier
- From a friend or neighbor
- Other (please fill in) \_\_\_\_\_

If you would like to join the mailing list for this project, please fill in the following information:

Name: [REDACTED]

Address: [REDACTED]

City: SAMMAMISH State: WA Zip: 98011


E-mail: [REDACTED]

You may also e-mail comments to Jed Ireland, Project Manager, at [jireland@sammamish.us](mailto:jireland@sammamish.us)  
View up-to-date project information at [www.sammamish.us/projects/SahaleeWayWidening.aspx](http://www.sammamish.us/projects/SahaleeWayWidening.aspx)



SEATTLE WA 980

10 JUL 2015 PM 6 L



Jed Ireland, Project Manager  
City of Sammamish  
801 – 228<sup>th</sup> Avenue SE  
Sammamish, WA 98075

Please fold form and seal with tape here.

# Sahalee Way Improvement Project

RECEIVED



**Tell us what you think!** We welcome your input on the Sahalee Way Improvement Project. Please respond to the questions in the space provided and then leave in the comment box at the open house or mail to the address listed on the other side of this form.

JUL 22 2015

CITY OF SAMMAMISH

Rank the following project goals in order of importance (1 – Most Important)

- 3 Congestion Relief
- 4 Pedestrian and Bicycle Safety
- 1 Aesthetics
- 2 Minimize Cost
- Other \_\_\_\_\_

Would you describe yourself as primarily:

- A property owner in the project area
- A commuter who uses Sahalee Way
- An interested citizen
- A cyclist
- A pedestrian

### Pedestrians Use:

I walk along Sahalee Way:

- Never
- Seldom
- Weekly
- Very frequently (Daily)

Most often, I walk between these two streets/neighborhoods:

\_\_\_\_\_

### Traffic Congestion:

Where do you most experience congestion or delays currently? (Check all that apply)

- In the morning commute
- In the evening commute
- At the intersection of NE 25<sup>th</sup> Way
- At the intersection of NE 28<sup>th</sup> Way
- At the intersection of NE 37<sup>th</sup> Way
- At SR 202 (Redmond-FallCity Rd)
- Other \_\_\_\_\_

I most often cross Sahalee Way at:

RARELY

I would like to see sidewalks on:

- One side of the street
- Both sides of the street

Environmental Analysis - Do you have comments and/or questions?

\_\_\_\_\_

Do you have any additional comments or questions? (Attach additional pages, as needed.)

*I would like to see Sahalee remain as a residential thoroughfare, similar to the north end of 228<sup>th</sup> when Sahalee begins. Prefer 2 lanes with a turning lane, and sidewalks on 1 side.*

# Sahalee Way Improvement Project

How did you hear about this open house?

- E-mail
- City of Sammamish newsletter
- City Website
- Flier
- From a friend or neighbor
- Other (please fill in) \_\_\_\_\_

If you would like to join the mailing list for this project, please fill in the following information:

Name: \_\_\_\_\_

Address: \_\_\_\_\_

City: Sammamish State: WA Zip: 98074

E-mail: \_\_\_\_\_

You may also e-mail comments to Jed Ireland, Project Manager, at [jireland@sammamish.us](mailto:jireland@sammamish.us)  
View up-to-date project information at [www.sammamish.us/projects/SahaleeWayWidening.aspx](http://www.sammamish.us/projects/SahaleeWayWidening.aspx)




Please  
Place  
Stamp  
Here

Jed Ireland, Project Manager  
City of Sammamish  
801 – 228<sup>th</sup> Avenue SE  
Sammamish, WA 98075

Please fold form and seal with tape here.

# Sahalee Way Improvement Project



**Tell us what you think!** We welcome your input on the Sahalee Way Improvement Project. Please respond to the questions in the space provided and then leave in the comment box at the open house or mail to the address listed on the other side of this form.

Rank the following project goals in order of importance (1 – Most Important)

- 1 Congestion Relief
- 2 Pedestrian and Bicycle Safety
- 3 Aesthetics
- 4 Minimize Cost
- \_\_\_ Other \_\_\_\_\_

Would you describe yourself as primarily:

- A property owner in the project area
- A commuter who uses Sahalee Way
- An interested citizen
- A cyclist
- A pedestrian

**Pedestrians Use:**

I walk along Sahalee Way:

- \_\_\_ Never
- Seldom - *walking along the shoulder is not a pleasant experience*
- \_\_\_ Weekly
- \_\_\_ Very frequently (Daily) *with cars whizzing by.*

Most often, I walk between these two streets/neighborhoods:

\_\_\_\_\_

I most often cross Sahalee Way at:

Need cross walks near bus stops

I would like to see sidewalks on:

- One side of the street
- \_\_\_ Both sides of the street

JUL 13 2015

**CITY OF SAMMAMISH**

Environmental Analysis - Do you have comments and/or questions?

\_\_\_\_\_

\_\_\_\_\_

**Traffic Congestion:**

Where do you most experience congestion or delays currently? (Check all that apply)

- \_\_\_ In the morning commute
- \_\_\_ In the evening commute
- \_\_\_ At the intersection of NE 25<sup>th</sup> Way
- \_\_\_ At the intersection of NE 28<sup>th</sup> Way
- \_\_\_ At the intersection of NE 37<sup>th</sup> Way
- \_\_\_ At SR 202 (Redmond-FallCity Rd)
- Other *difficulty leaving the neighborhood - esp. turning left from Sahalee Dr. E onto Sahalee Way. Visibility issues. Nonstop traffic coming up the hill in the evenings. Middle ~~turn~~ turn lanes are very helpful.*

Do you have any additional comments or questions? (Attach additional pages, as needed.)

\_\_\_\_\_

\_\_\_\_\_

\_\_\_\_\_

# Sahalee Way Improvement Project

How did you hear about this open house?

- |  |   |
|--|---|
| <input type="checkbox"/> E-mail                                  | <input type="checkbox"/> Flier                        |
| <input checked="" type="checkbox"/> City of Sammamish newsletter | <input type="checkbox"/> From a friend or neighbor    |
| <input type="checkbox"/> City Website                            | <input type="checkbox"/> Other (please fill in) _____ |

If you would like to join the mailing list for this project, please fill in the following information:

Name: \_\_\_\_\_

Address: \_\_\_\_\_

City: \_\_\_\_\_ State: \_\_\_\_\_ Zip: \_\_\_\_\_

E-mail: \_\_\_\_\_

You may also e-mail comments to Jed Ireland, Project Manager, at [jireland@sammamish.us](mailto:jireland@sammamish.us)  
View up-to-date project information at [www.sammamish.us/projects/SahaleeWayWidening.aspx](http://www.sammamish.us/projects/SahaleeWayWidening.aspx)




Please  
Place  
Stamp  
Here

**Jed Ireland, Project Manager  
City of Sammamish  
801 – 228<sup>th</sup> Avenue SE  
Sammamish, WA 98075**



# Sahalee Way Improvement Project



It's fine as is! Don't destroy residents' backyards!

**Tell us what you think!** We welcome your input on the Sahalee Way Improvement Project. Please respond to the questions in the space provided and then leave in the comment box at the open house or mail to the address listed on the other side of this form.

put those \$ millions into acquiring access to the 202 via other route

Rank the following project goals in order of importance (1 – Most Important)

- 5 Congestion Relief
- 4 Pedestrian and Bicycle Safety
- 2 Aesthetics
- 3 Minimize Cost
- X 1 Other: Reduce # of development projects so current roads can accommodate the population

**Pedestrians Use:**

I walk along Sahalee Way:

- \_\_\_ Never
- X Seldom
- \_\_\_ Weekly
- \_\_\_ Very frequently (Daily)

Most often, I walk between these two streets/neighborhoods:

Heritage Hills / Summer Ridge

I most often cross Sahalee Way at:

NE 25<sup>th</sup> way

I would like to see sidewalks on:

- X One side of the street
- \_\_\_ Both sides of the street

Would you describe yourself as primarily:

- A property owner in the project area
- A commuter who uses Sahalee Way
- An interested citizen
- A cyclist
- A pedestrian

**Traffic Congestion:**

Where do you most experience congestion or delays currently? (Check all that apply)

- \_\_\_ In the morning commute
- \_\_\_ In the evening commute
- \_\_\_ At the intersection of NE 25<sup>th</sup> Way
- \_\_\_ At the intersection of NE 28<sup>th</sup> Way
- X At the intersection of NE 37<sup>th</sup> Way
- \_\_\_ At SR 202 (Redmond-FallCity Rd)

Other

RECEIVED

JUL - 1 2015

CITY OF SAMMAMISH

Environmental Analysis - Do you have comments and/or questions?

put commercial space in the areas that have been clear cut. Our schools and roads are far too overcrowded. I'd love to only shop on the Plateau

Do you have any additional comments or questions? (Attach additional pages, as needed.)

Our family moved here in 2007 and we've been astounded by the rate of growth and change. Too much, too fast. We will plummet in ranking if we continue to remove all the trees and build housing.

I am deeply concerned how all the new construction will affect the North Sammamish wells. Doing all these changes on projected numbers seems unwise. Let's see if people even move in after apartments are built. Or let's put more commerce in so we don't make Sammamish so dense that it's no longer a pleasure to live here anymore.

Sahalee Way Improvement Project Open House

June 24, 2015

# Sahalee Way Improvement Project

How did you hear about this open house?

- E-mail
- City of Sammamish newsletter
- City Website
- Flier
- From a friend or neighbor
- Other (please fill in) \_\_\_\_\_

If you would like to join the mailing list for this project, please fill in the following information:

Name: \_\_\_\_\_

Address: \_\_\_\_\_


City: \_\_\_\_\_ State: \_\_\_\_\_ Zip: \_\_\_\_\_

E-mail: \_\_\_\_\_

You may also e-mail comments to Jed Ireland, Project Manager, at [jireland@sammamish.us](mailto:jireland@sammamish.us)  
View up-to-date project information at [www.sammamish.us/projects/SahaleeWayWidening.aspx](http://www.sammamish.us/projects/SahaleeWayWidening.aspx)




SEATTLE WA 980  
29 JUN 2015 PN 2 L



USA | Building a Nation

**Jed Ireland, Project Manager  
City of Sammamish  
801 – 228<sup>th</sup> Avenue SE  
Sammamish, WA 98075**

98075950901



Please fold form and seal with tape here.

# Sahalee Way Improvement Project



**Tell us what you think!** We welcome your input on the Sahalee Way Improvement Project. Please respond to the questions in the space provided and then leave in the comment box at the open house or mail to the address listed on the other side of this form.

Rank the following project goals in order of importance (1 – Most Important)

- Congestion Relief
- Pedestrian and Bicycle Safety
- Aesthetics
- Minimize Cost
- Other \_\_\_\_\_

Would you describe yourself as primarily:

- A property owner in the project area
- A commuter who uses Sahalee Way
- An interested citizen
- A cyclist
- A pedestrian

**Pedestrians Use:**

I walk along Sahalee Way:

- Never
- Seldom
- Weekly
- Very frequently (Daily)

Most often, I walk between these two streets/neighborhoods:

\_\_\_\_\_

**Traffic Congestion:**

Where do you most experience congestion or delays currently? (Check all that apply)

- In the morning commute
- In the evening commute
- At the intersection of NE 25<sup>th</sup> Way
- At the intersection of NE 28<sup>th</sup> Way
- At the intersection of NE 37<sup>th</sup> Way
- At SR 202 (Redmond-FallCity Rd)
- Other \_\_\_\_\_

I most often cross Sahalee Way at:

SAHALEE EAST GATE

RECEIVED

I would like to see sidewalks on:

- One side of the street
  - Both sides of the street
- NOT SURE

SEP 15 2015

CITY OF SAMMAMISH


Environmental Analysis - Do you have comments and/or questions?

\_\_\_\_\_

\_\_\_\_\_

Do you have any additional comments or questions? (Attach additional pages, as needed.)

It makes no sense to spend \$ to increase capacity (vol/h) on 228<sup>th</sup> when the city has no control over the outlet. (228<sup>th</sup>/202)




— King County has NOT AND MOST PROBABLY WILL NOT improve 228<sup>th</sup> from their north boundary on the 228<sup>th</sup> hill north of 37<sup>th</sup>. THAT BEING THE CASE, INCREASING VOLUMES BEHIND THIS POINT ON 228<sup>th</sup> WOULD BE A WASTE. ON THE PM COMMUTE, THERE IS NO SIGNIFICANT DELAY CREATED SOUTH OF 37<sup>th</sup>. (TIMBERLINE LIGHT) MANAGING THE LIGHT AT 37<sup>th</sup> COULD HELP.

THE MAJOR NEED ON 228<sup>th</sup> (OPINION) WOULD BE

- 1) TURN LANES
- 2) BUS STOP PULL OUTS
- 3) SIDEWALKS IN SOME AREAS

5 LANES WOULD BE A GROSS WASTE OF \$!



# Sahalee Way Improvement Project

How did you hear about this open house?

*DID NOT HEAR*

- |   |   |
|---|---|
| <input type="checkbox"/> E-mail                       | <input type="checkbox"/> Flier                        |
| <input type="checkbox"/> City of Sammamish newsletter | <input type="checkbox"/> From a friend or neighbor    |
| <input type="checkbox"/> City Website                 | <input type="checkbox"/> Other (please fill in) _____ |

If you would like to join the mailing list for this project, please fill in the following information:

Name: \_\_\_\_\_

Address: \_\_\_\_\_

City: *SAM* State: \_\_\_\_\_ Zip: *98017*

E-mail: \_\_\_\_\_

You may also e-mail comments to Jed Ireland, Project Manager, at [jireland@sammamish.us](mailto:jireland@sammamish.us)  
View up-to-date project information at [www.sammamish.us/projects/SahaleeWayWidening.aspx](http://www.sammamish.us/projects/SahaleeWayWidening.aspx)



Please  
Place  
Stamp  
Here

Jed Ireland, Project Manager  
City of Sammamish  
801 – 228<sup>th</sup> Avenue SE  
Sammamish, WA 98075

Please fold form and seal with tape here.