



# Athletic Field Study

---

**City Council Update**

**May 2020**

# Presentation Topics

- Overview
- Research
- Current Facilities
- Survey
- Recommendations
- Opportunities
- Priority Facilities
- Next Steps



# Overview

---

# Athletic Field Study Overview

The Athletic Field Study is intended to guide the prioritization of future sports field improvement projects that will **increase overall playing time** while **emphasizing cost saving measures**.

# Athletic Field Study

## 4 Major Components

- Research national and local sports and population trends
- Analyze field usage within the City
- Survey leagues/organizations
- Evaluate capacity of existing facilities



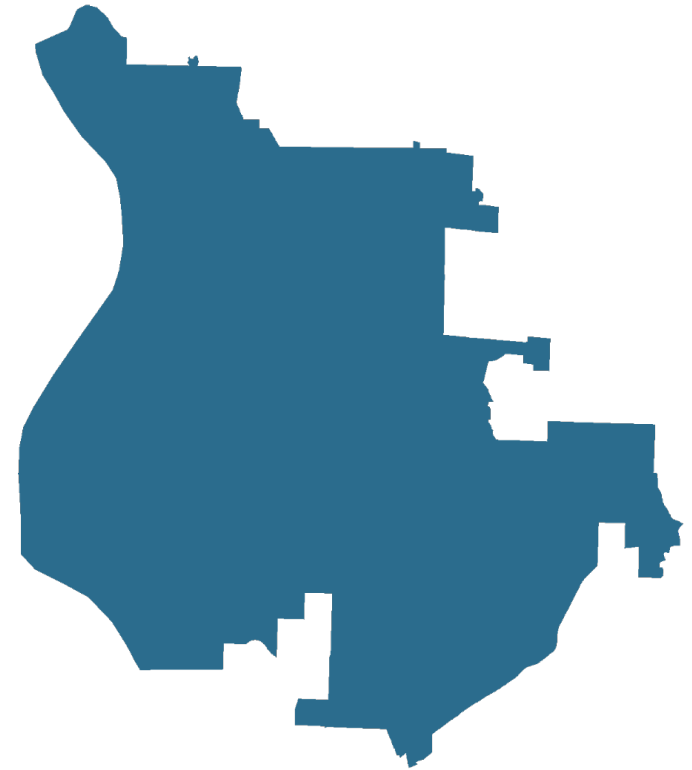
# Research

---

# Research

## Local and Regional Trends

- Quickly **growing population** (City and region)
- Sammamish residents are more likely to play organized sports
- Sammamish residents more likely to spend money on **children's recreation**
- Increasing number of children in Sammamish are participating in sports
  - Participation is driven by large, regional leagues/organizations
  - Many leagues are competitive, specialized, and serve **multiple cities**
  - Nationally, organized team sports participation is declining
- **Baseball and soccer** are the dominant sports
  - Non-traditional sports such as cricket, lacrosse, and ultimate frisbee are becoming popular
- Little overall athletic play during the winter months
- National and regional initiatives to partner with school districts (joint use)



# Current Facilities

---



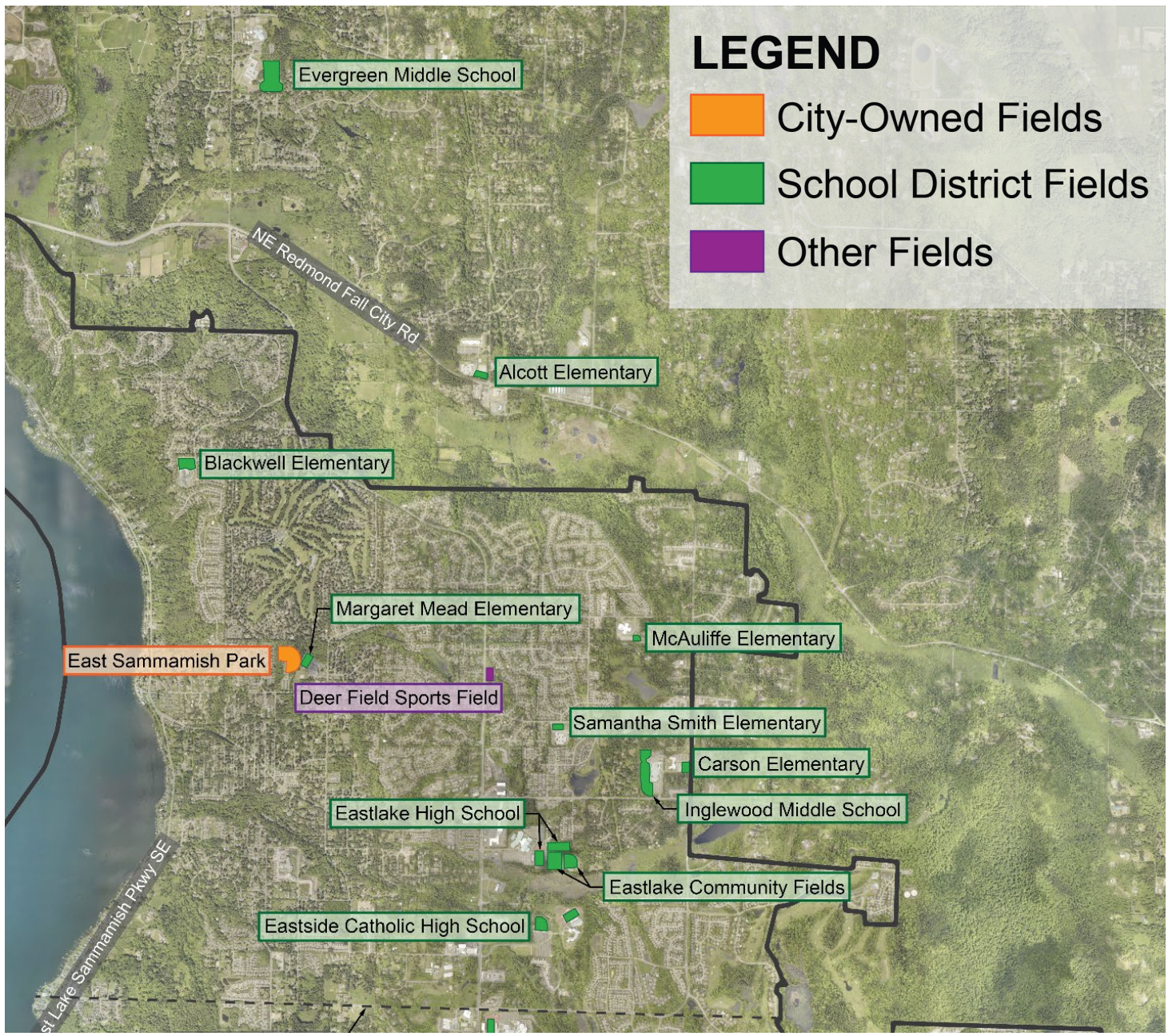
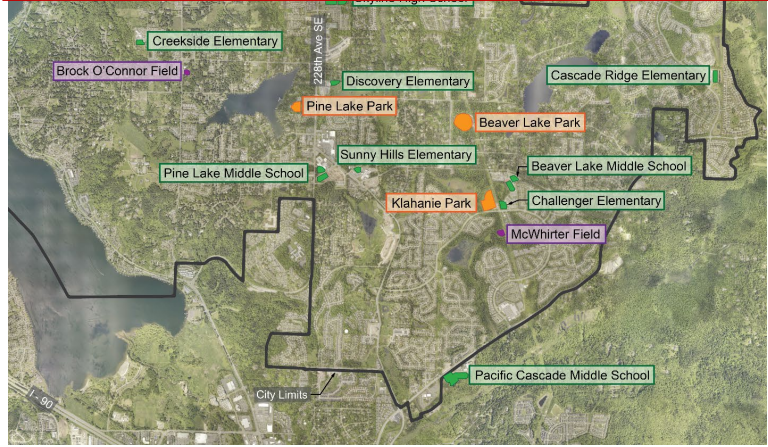
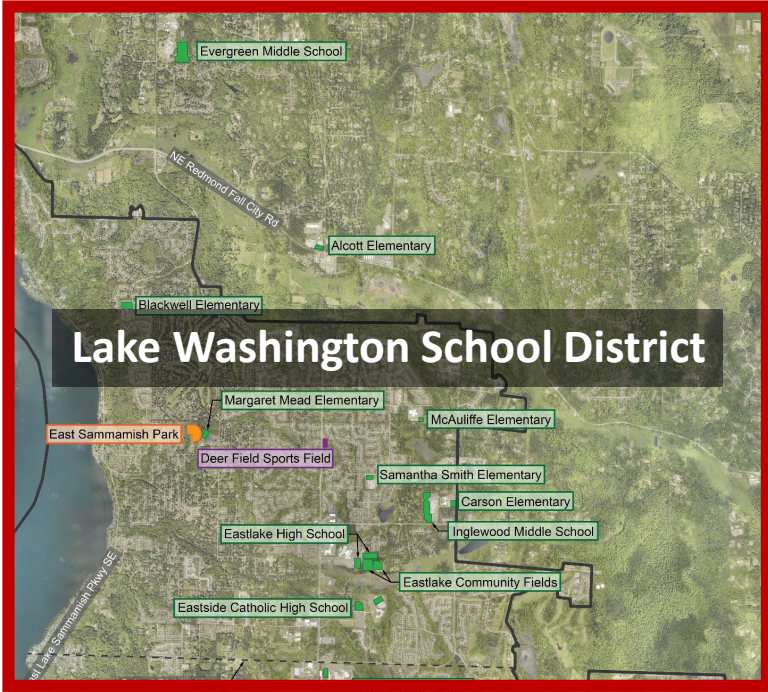
# Current Facilities

## Assessed Inventory

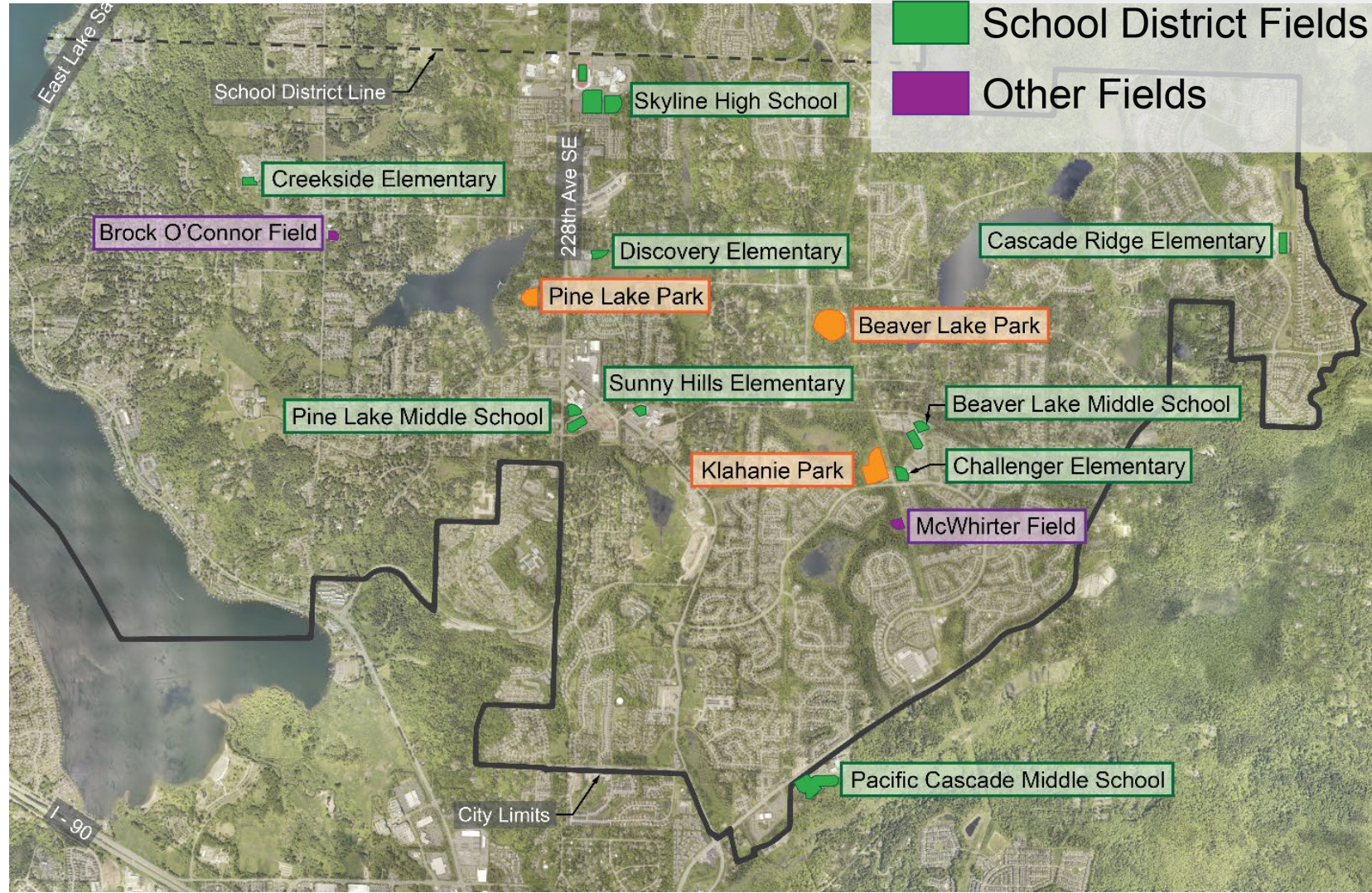
- **13** fields owned and/or managed by **City**
  - Beaver Lake Park
  - East Sammamish Park
  - Klahanie Park
  - Pine Lake Park
  - Eastlake Community Fields (LWSD)
- **18** fields owned and managed by **Lake Washington School District**
  - City schedules 12 of these fields but does not maintain
- **16** fields owned and managed by **Issaquah School District**
- **3** private fields



# Current Facilities



# Current Facilities



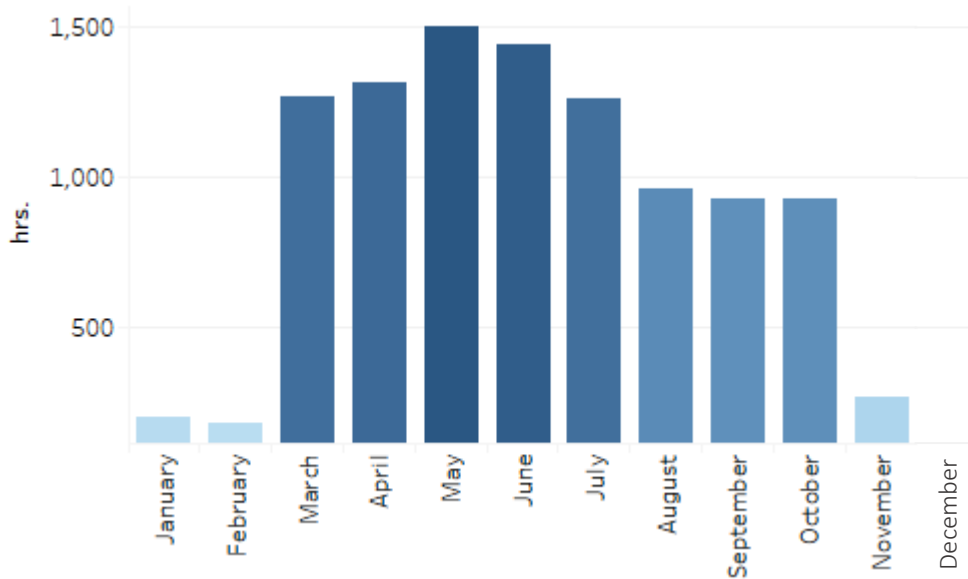
**LEGEND**

- City-Owned Fields
- School District Fields
- Other Fields

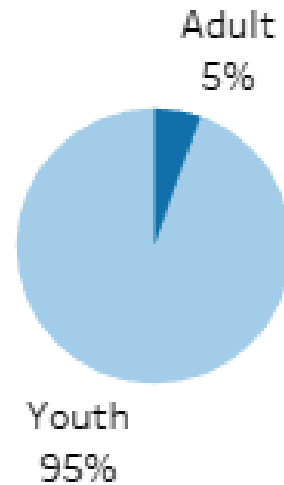
# Current Facilities

## City-Owned/Managed Fields (2019)

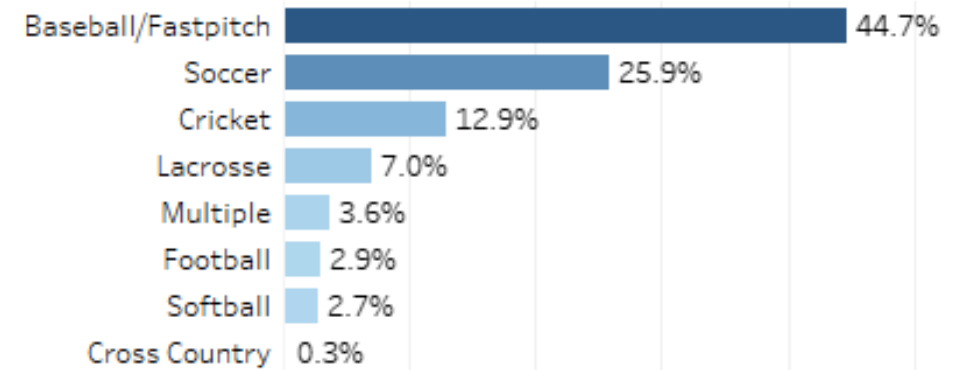
Are there seasonal trends?



What age are the athletes?



Which sports reserve the most hours?

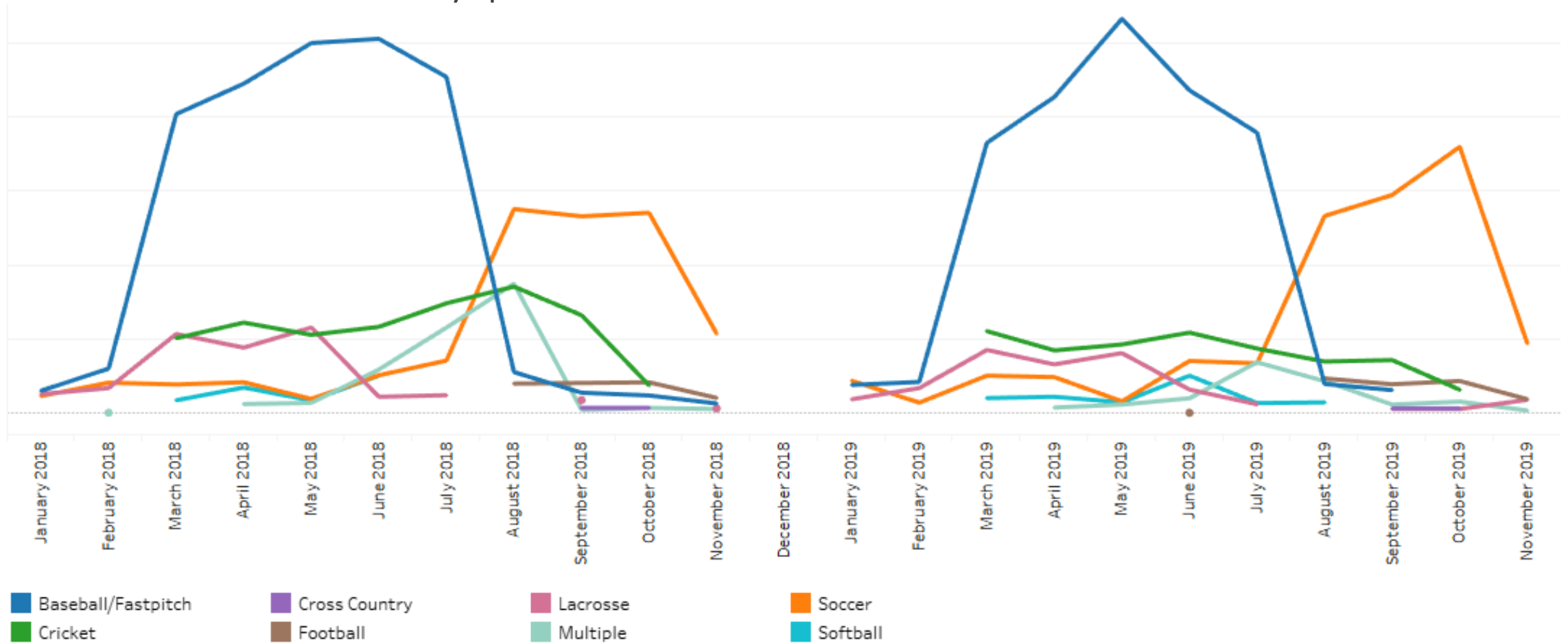


*\*20-30% of field time is scheduled on weekdays, 65-100% on weekends (depends on field)*

# Current Facilities

## City-Owned/Managed Fields

Are there seasonal trends by sport?



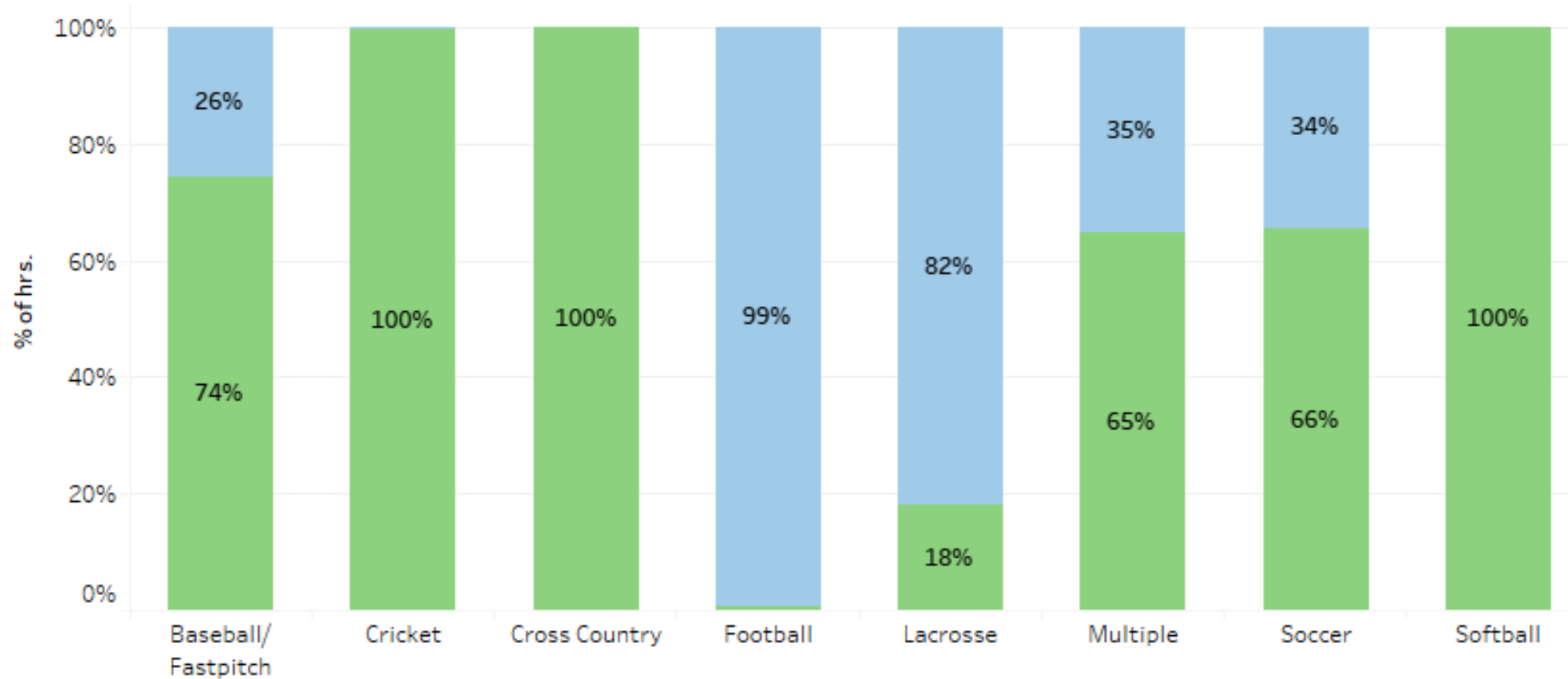
# Current Facilities

## City-Owned/Managed Fields (2019)

Artificial

Natural

Do different sports use certain types of fields?



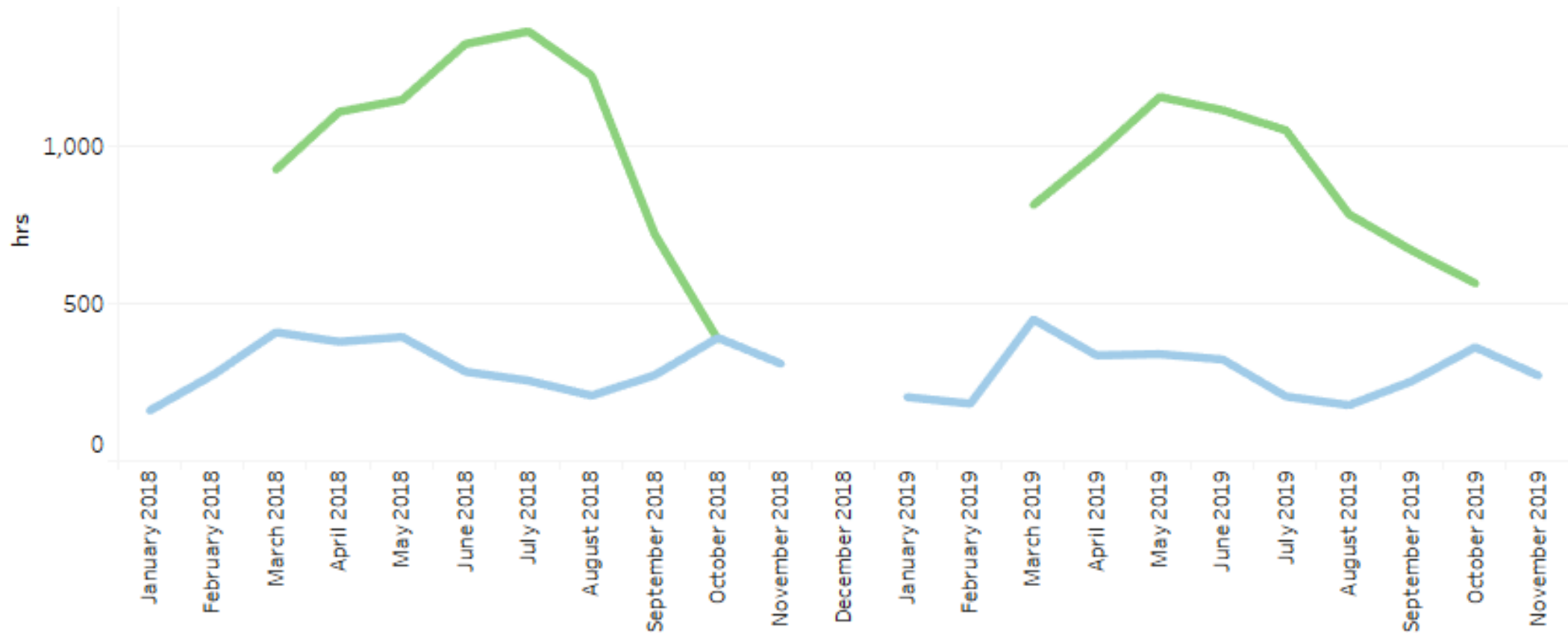
# Current Facilities

## City-Owned/Managed Fields

■ Artificial

■ Natural

Which types of fields are used during the fall and winter?

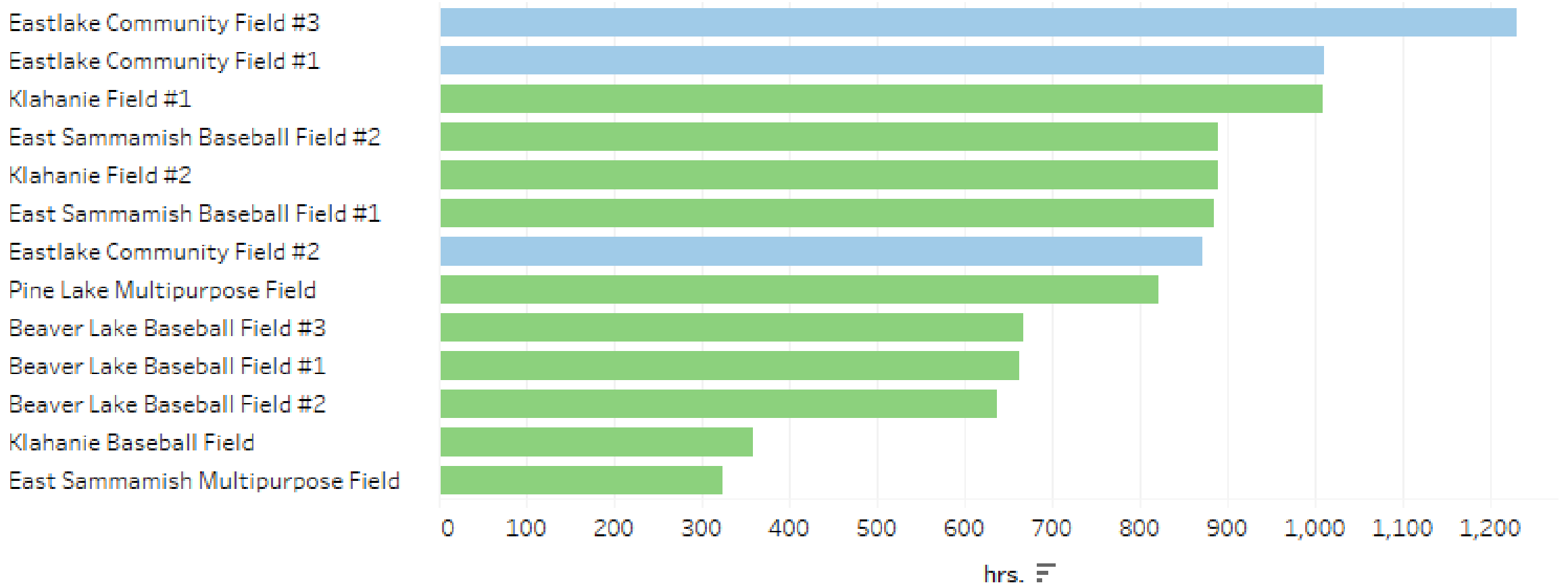


# Current Facilities

## City-Owned/Managed Fields (2019)

■ Artificial      ■ Natural

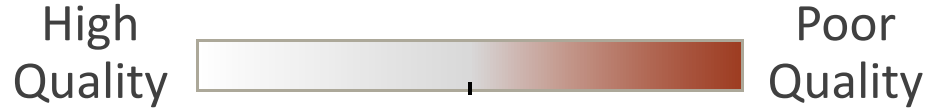
Which fields are used the most?





# Field Assessment

## Heat Map



Surface Type	Complex	Field / Field Type	Ownership	Field Condition	Control / Encircling	Service Life	Outfield/Grass: Surface Quality	Outfield/Grass: Drainage	Outfield/Grass: Stability	Outfield/Grass: Planarity	Outfield/Grass: Reliability	Infield: Surface Quality	Infield: Stability	Infield: Planarity	Infield: Drainage	Infield: Reliability	
All-Weather Sand-Silt Field	Alcotti Elementary	Field #2 Multipurpose Field	LWSD	3	3	3	3	3	3	3	4	5					
	Blackwell Elementary	Multipurpose Field	LWSD	3	3	3	3	4	3	2	5						
	Carson Elementary	Multipurpose Field	LWSD	2	3	2	2	2	2	3	5						
	Cascade Ridge Elementary	Multipurpose Field	ISD	3	2	4	4	3	3	5	5						
	Creekside Elementary	Multipurpose Field	ISD	4	2	3	3	4	4	5	4						
	Discovery Elementary	Multipurpose Field	ISD	2	2	4	4	3	4	5	4						
	Margaret Mead Elementary	Multipurpose Field	LWSD	1	3	1	3	3	2	1	4						
	McAuliffe Elementary	Multipurpose Field	LWSD	3	3	3	3	4	2	3	5						
	Samantha Smith Elementary	Multipurpose Field	LWSD	4	3	2	3	3	2	2	4						
	Sunny Hills Elementary	Multipurpose Field	ISD	1	2	3	3	3	3	3	4						
Natural Grass Field	Deer Field Sports Field	Multipurpose Field	PRV	3	4	4	3	3	2	3	4						
	East Sammamish Park	Multipurpose Field	COS	3	4	3	3	2	3	2	2						
	Evergreen Middle School	Multipurpose Field	LWSD	4	4	4	4	4	4	2	4						
	Klahanie Park	Field #1 Multipurpose Field	COS	4	3	4	3	2	3	3	3						
Natural Grass Outfield	Beaver Lake Park	Field #1 - Hybrid BB / SB	COS	2	4	2	2	2	2	3	2	2	2	2	1	4	
		Field #2 - Hybrid BB / SB	COS	2	4	2	2	4	1	2	2	2	2	2	1	4	
		Field #3 - Hybrid BB / SB	COS	2	4	2	4	4	2	5	4	2	2	2	1	4	
	East Sammamish Park	Field #1 - Hybrid BB / SB	COS	3	4	3	3	1	3	2	2	3	2	2	2	5	
		Field #2 - Hybrid BB / SB	COS	3	4	3	2	1	3	2	2	3	3	3	4	5	
	Klahanie Park	Baseball Field	COS	4	3	3	2	3	1	1	2	5	5	3	5	5	
	Pine Lake Park	Multipurpose Field	COS	1	4	2	3	3	2	3	3	2	4	3	3	5	
	Natural Grass Outfield / Skinned Infield	Beaver Lake Middle School	Fullsize Baseball Field	ISD	2	3	3	3	2	3	2	2	5	4	4	4	5
		Blackwell Elementary	Youth BB / SB Field	LWSD	5	3	4	5	5	5	3	5	5	4	4	4	5
		Challenger Elementary	Multipurpose Field	ISD	2	3	3	4	2	2	2	3	4	2	3	3	4
Eastlake High School		Softball Field (Jr Varsity)	LWSD	4	4	4	4	3	4	4	5	4	4	3	4	5	
Evergreen Middle School		Full-Size Baseball Field	LWSD	4	4	3	4	4	3	3	4	5	3	4	4	5	
		Youth BB / SB Field	LWSD	4	4	3	4	4	3	3	4	5	3	4	4	5	
Inglewood Middle School		Fullsize Baseball Field	LWSD	4	4	4	3	2	2	3	4	5	4	3	4	5	
		Youth BB / SB Field	LWSD	4	3	3	3	2	2	2	3	4	4	3	3	5	
McAuliffe Elementary		Youth BB / SB Field	LWSD	4	4	4	3	2	3	3	3	5	4	4	4	5	
McWhirter Field		Baseball Field	PRV	5	3	4	3	3	3	2	3	5	5	4	4	4	
Pacific Cascade Middle School		Fullsize Baseball Field	ISD	4	1	2	2	2	2	2	2	3	1	2	3	4	
		Youth SB / BB Field	ISD	4	2	2	3	4	3	3	3	2	1	2	2	4	
Pine Lake Middle School		Youth SB / BB Field	ISD	1	1	1	2	1	1	2	2	1	2	1	2	4	
Natural Grass Track Infield	Inglewood Middle School	Football Field	LWSD	4	4	4	4	2	2	2	2	2	2	2	2	2	
Natural Grass Outfield / Synthetic Infield	Brock O'Connor Field	Baseball Field	PRV	5	2	1	2	2	1	2	2	1	1	1	1	1	
	Eastlake High School	Softball Field (Varsity)	LWSD	1	1	2	2	1	2	2	1	1	1	1	1	1	
	Skyline High School	Field #3 - Fullsize BB Field	ISD	1	2	2	2	2	1	2	2	2	1	1	1	1	
Synthetic Turf Field	Beaver Lake Middle School	Multipurpose Field	ISD	2	1	2	4	2	2	1	1						
	Eastlake Community Fields	Field #1 Multipurpose Field	LWSD	1	2	2	2	1	1	1	1						
		Field #2 Multipurpose Field	LWSD	1	2	2	2	1	1	1	1						
		Field #3 Fullsize BB Field	LWSD	1	2	2	3	2	3	1	1						
Synthetic Turf Multipurpose Field	Pacific Cascade Middle School	Multipurpose Field	ISD	3	1	2	2	1	1	1	1						
	Pine Lake Middle School	Multipurpose Field	ISD	1	2	3	4	1	1	1	1						
	Skyline High School	Field #1 - Multipurpose	ISD	1	1	1	1	1	1	1	1						
Synthetic Turf Track Infield		Field #2 - Multipurpose	ISD	1	1	1	1	1	1	1	1						
	Eastlake High School	Football Field	LWSD	1	1	2	1	1	1	1	1						
Skyline High School	Football Field	ISD	1	1	1	1	1	1	1	1							

Sand

Natural Turf

Synthetic Turf

# Survey

---

# Survey

## What do leagues want and need?

- Survey open October – November (2019)
- 16 leagues (e.g. Eastlake Little League, Issaquah Soccer Club, Sammamish Cricket Club, Issaquah FC)
- Represented ~5,000 Sammamish residents/athletes
- Questions: demographics, league size, field surfaces/lights, needs, preferences, scheduling, satisfaction

Survey Representation		
Sport	% of leagues (2019)	% of survey respondents
Baseball/Fastpitch	40.5%	25%
Soccer	24.3%	25%
Lacrosse	18.9%	25%
Cricket	5.4%	6.3%
Softball	5.4%	6.3%
Football	2.7%	12.5%

# Survey

## Leagues: More fields, better quality, synthetic turf

- 63% report registration numbers are increasing
- 82% do not feel there are enough fields to meet current needs
- 76% do not feel there are enough field to meet future needs
- 50% feel the City's natural turf fields are in good condition
- 88% feel the City's synthetic turf fields are in good condition
- 81% prefer synthetic turf fields as a playing surface
- 88% say field lights will provide more time for practices and games
- 69% experience scheduling conflicts with other leagues/organizations
- 69% need to schedule games/practices outside Sammamish



# Recommendations

---

# General Recommendations

## 2018 PRO Plan

- **Use existing sites** more effectively
- **Acquire and develop** additional field space to meet demands
- **Work with school districts** to explore opportunities for greater joint use and development of facilities
- Continue with the **multi-use** concept for field use
- Convert as many existing fields to **artificial turf** and **add lighting**
- Move away from block scheduling. Instead, schedule fields on a per use basis to maximize field utilization
- Pay attention to **emerging sports** such as cricket, lacrosse, rugby and others

# Specific Recommendations

## 2018 PRO Plan

- Build 3 additional soccer fields
- Build 2 additional baseball fields
- Build 1 additional cricket field
- Consider a sports complex with:
  - 4 ball fields and/or
  - 4 soccer fields
- Add field lighting at:
  - Beaver Lake Park
  - Pine Lake Park
  - East Sammamish Park
  - Klahanie Park

## City Staff Immediate Needs

- Build 2 additional baseball fields in northern half of City
- Build 2 multipurpose synthetic fields with lights
- Upgrade 5 ballfields to synthetic infield



# Opportunities

---



# Facility Upgrade Opportunities

## Overview

- **Capacity Exercise**
  - “What fits”
  - *Not* a final design, simply an exercise to explore opportunities
- **Potential Hours Increase Estimate**
  - Low, Moderate, and High
- **Preliminary Cost Estimate**
  - Low, Moderate, and High



# City-Owned Facility Upgrade Opportunities

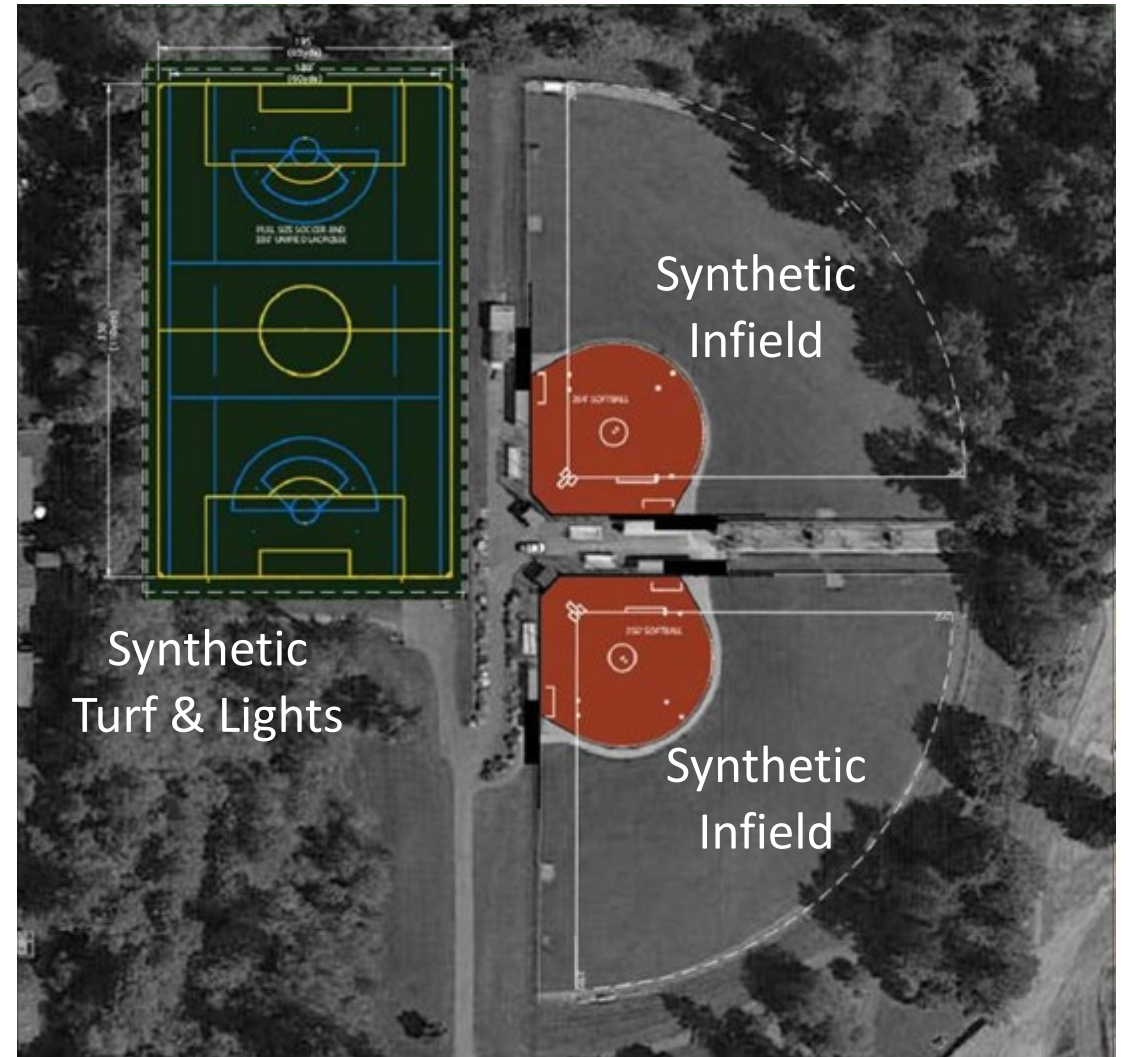
## East Sammamish Park

### Benefits:

- Leagues will begin to schedule multipurpose field for games
  - Currently only used for practice
  - Will relieve pressure on other fields
- Increased capacity from synthetic turf and lights
- Fewer rainouts, improved reliability
- Less daily maintenance (field prep)
- City has full scheduling abilities

**Potential Hours Increase:** Low - Moderate

**Cost Estimate:** Low - Moderate



# City-Owned Facility Upgrade Opportunities

## Beaver Lake Park

- Master Plan adopted in 2010

### Benefits:

- Additional synthetic soccer field
- Fewer rainouts, improved reliability
- City has full scheduling abilities

**Potential Hours Increase:** High

**Cost Estimate:** Moderate



# City-Owned Facility Upgrade Opportunities

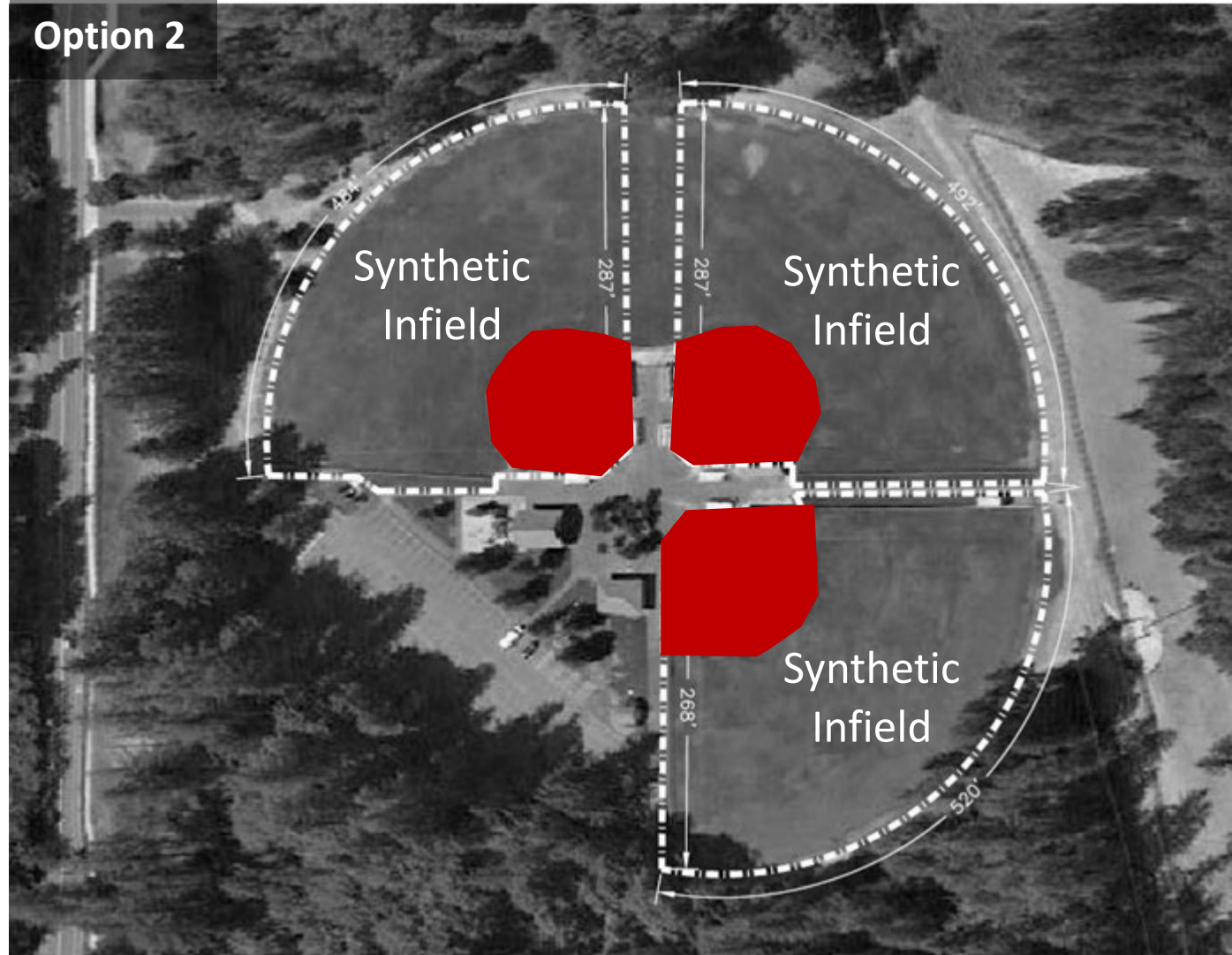
## Beaver Lake Park

### Benefits:

- Retain existing field configuration and size
  - Lower cost than MP
- Fewer rainouts, improved reliability
- Less daily maintenance (field prep)
- City has full scheduling abilities

**Potential Hours Increase:** Moderate

**Cost Estimate:** Low



# City-Owned Facility Upgrade Opportunities


## Pine Lake Park

### Benefits:

- Fewer rainouts, improved reliability
- Less daily maintenance (field prep)
- Improved grass outfield benefits special events

Potential Hours Increase: Low

Cost Estimate: Low



# City-Owned Facility Upgrade Opportunities

## Klahanie Park

### Benefits:

- Multipurpose fields remain natural
- Increased size of cricket field
- Fewer rainouts, improved reliability
- Less daily maintenance (field prep)

**Potential Hours Increase:** Low

**Cost Estimate:** Moderate - High



# LWSD-Owned Facility Upgrade Opportunities

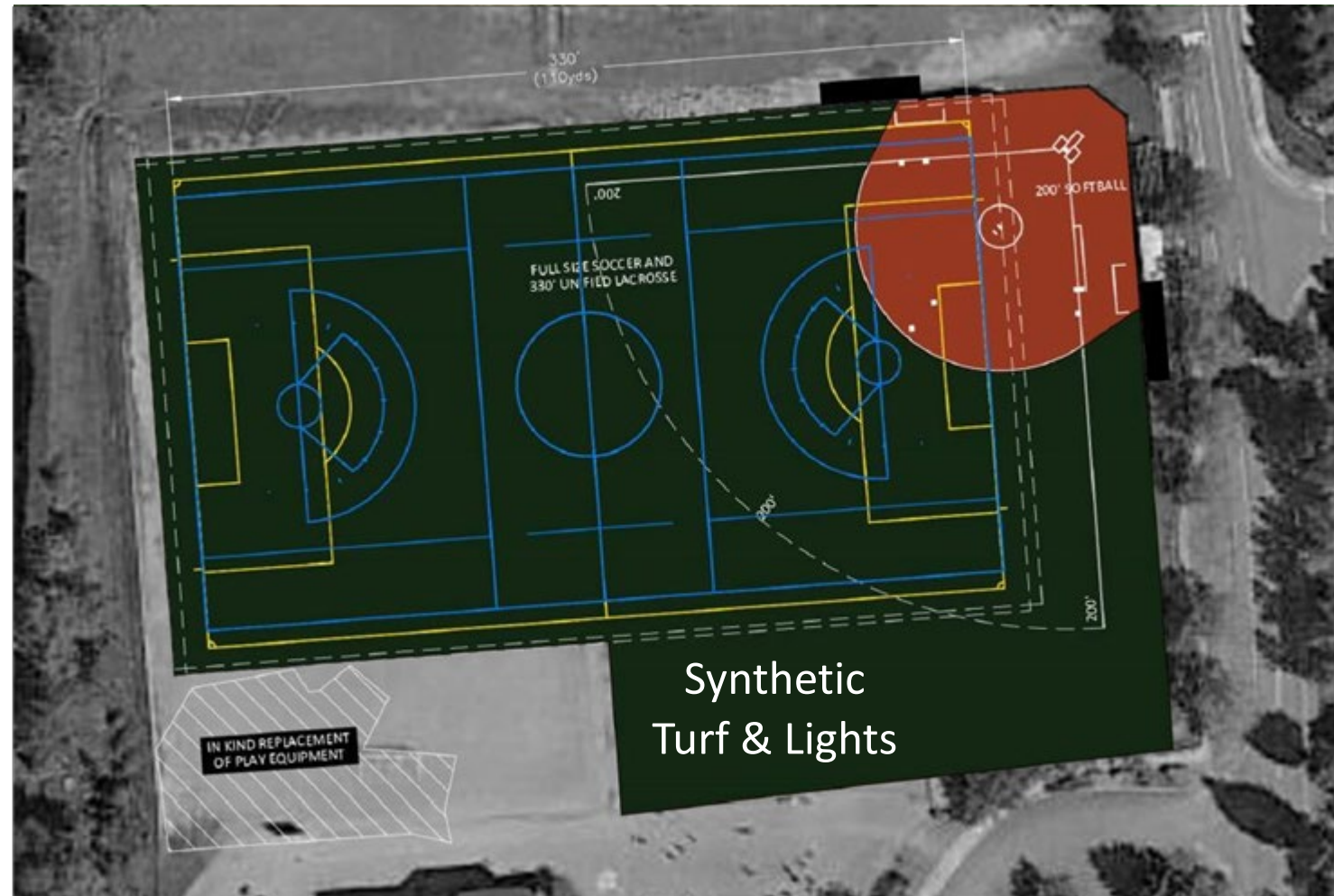
## Blackwell Elementary

### Benefits:

- Increased capacity from synthetic turf and lights
- Improved reliability
- Partnership already established with LWSD
  - City will schedule after school and weekends

**Potential Hours Increase:** Moderate

**Cost Estimate:** Moderate



# LWSD-Owned Facility Upgrade Opportunities

## Inglewood Middle School: Option 1 – Parks CIP

- 1 synthetic turf multi-purpose field accommodating:
  - Soccer
  - Unified lacrosse
- Lighting
- Restroom with storage
- Stormwater improvements
- *LWSD request: 6 lane running track*

**Potential Hours Increase:** Moderate

**Cost Estimate:** Moderate





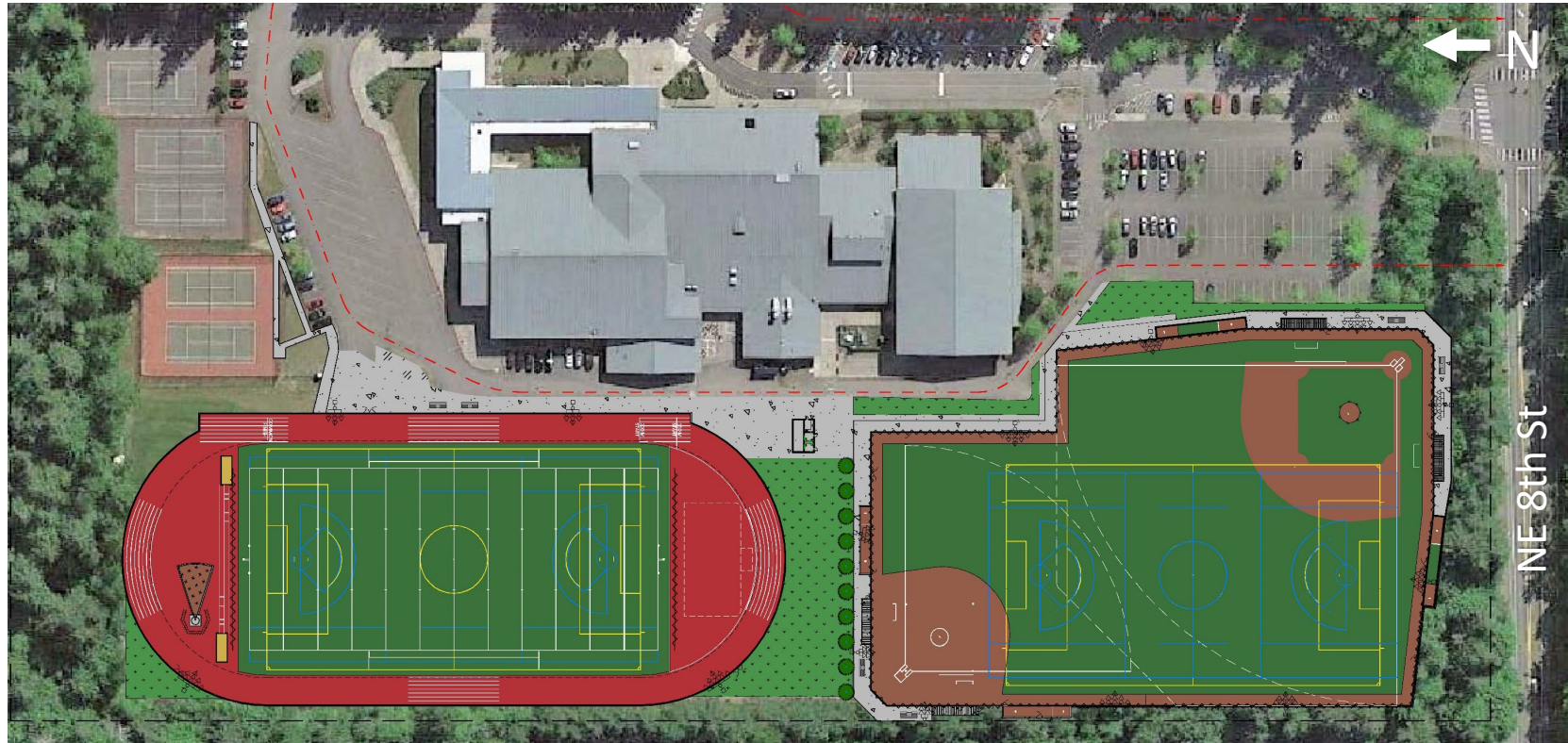
# LWSD-Owned Facility Upgrade Opportunities

## Inglewood Middle School: Option 2 - Reconfiguration

- 2 synthetic turf multi-purpose fields accommodating:
  - Soccer
  - Unified lacrosse
- 1 softball field
- 1 baseball field
- Lighting
- Restroom with storage
- Stormwater improvements
- *LWSD request: 6 lane running track*

**Potential Hours Increase: High**

**Cost Estimate: High**



# LWSD-Owned Facility Upgrade Opportunities

## Inglewood Middle School: Anticipated Project Costs

	Option 1	Option 2
Running Track*	\$1.4 - \$1.7M	\$1.4 - \$1.7M
Multi-purpose Field 1	\$2.8 - \$3.3M	\$2.8 - \$3.3M
Multi-purpose Field 2		\$4.4 - \$5.3M
<b>Construction Costs</b>	<b>\$4.2 - \$5M</b>	<b>\$8.6 - \$10.3M**</b>
<b>Design Costs</b>	<b>\$375,000</b>	<b>\$605,000</b>

*\*Portion of work to be funded by LWSD*

*\*\*Requires additional funds be allocated during biennial budget process*



# Facility Upgrade Opportunities

## General Recommendations

- Baseball infield conversions to synthetic turf
  - Decrease in rainouts
  - Less daily maintenance (field prep)
- Conversion of sand-silt elementary fields to natural grass or turf
  - Rent out for practice, relieves pressure at full-sized sites



# Priority Facilities

---

# Priority Facilities

## Top 4

- Inglewood Middle School
- Beaver Lake Park
- East Sammamish Park
- Blackwell Elementary School



## Next Steps

---

# Next Steps

- Council feedback incorporated into Athletic Field Study