















Lake Sammamish



| | | | | | |
|---|----------------------|---|-------------------------------|---|---------|
|  | 36in Stormwater Pipe |  | Existing 24-in pipe |  | Parcels |
|  | 24in Stormwater Pipe |  | Existing 12-in pipe |  | Swale |
|  | 18in Stormwater Pipe |  | Existing culvert |  | Stream |
|  | 12in Stormwater Pipe |  | Modular Wetland System (MWS)* | | |
|  | Sand Filter* | | | | |

*All items symbolic only. Actual locations shall remain within right-of-way.

Inglewood Hill Stormwater Retrofit and Non-Motorized Improvement Project
Sammamish, WA